



Learn Today. Lead Tomorrow.

THE ICONIC SCHOOL

Learn Today. Lead Tomorrow.

summer
Homework

SUMMER HOLIDAY HOMEWORK (2026-27) GRADE:-SENIOR KG

INSTRUCTIONS:

- *The holiday homework has to be done in scrap book.*
- *The work should be creatively and neatly done.*
- *Make a decorative front page mentioning your basic details “name, class”*



LANGUAGE ARTS

Note:

Do 1 page cursive writing daily in Cursive Notebook.
Print out the worksheet, solve it and paste it in scrapbook

NAME: _____ CLASS: _____ DATE: _____

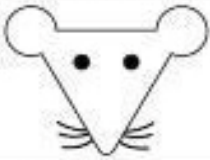
MATCH CAPITAL & SMALL LETTERS

Circle the correct lowercase letter

A	g	c	a
B	d	c	b
C	a	c	b
D	b	d	c
E	f	e	a
F	f	h	d
G	e	k	g
H	h	n	s
I	i	l	k
J	a	k	j
K	i	j	k
L	h	l	b
M	n	m	o

N	n	m	k
O	p	c	o
P	p	o	r
Q	q	r	t
R	r	s	p
S	g	s	h
T	t	z	k
U	y	u	j
V	v	f	o
W	a	w	e
X	x	w	z
Y	x	y	u
Z	t	s	z

Beginning Sound - Fill in the missing letters.




a t



e t



u g



a n



o p




i g



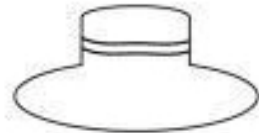
i n




e t



u g



a t



i g



u p



o g



e b



a p



a t



o t



a n















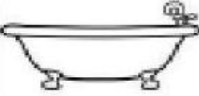



u g



o p

Missing Middle Sounds

Write the missing middle sound to complete all the CVC words.









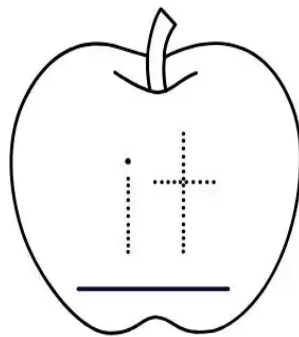






	h		t		z		p
	b		g		c		n
	h		n		s		n
	p		n		m		p
	r		t		p		n
	p		n		w		g
	t		b		n		t
	b		x		p		g

Q: learn the word opposite orally.

Opposite Words

- | | |
|-----------------------|---------------------|
| Good - Bad | Give - Take |
| Weak - Strong | Far - Near |
| Happy - Sad | Hot - Cold |
| Fast - Slow | Less - More |
| Tall - Short | Early - Late |
| Day - Night | Boy - Girl |
| Start - Finish | Easy - Hard |
| Empty - Full | Left - Right |
| Dark - Light | Up - Down |
| Old - Young | Small - Big |

Read and write the two-letter words below.



Q: write your name. (Project)

N A M E

with a pencil



with a crayon



with a marker





in different colors

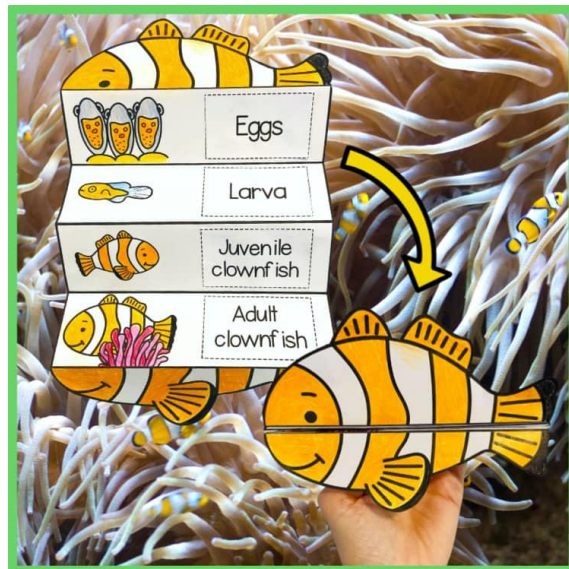



GENERAL AWARENESS

Q: Learn the names of the insects and birds (oral).



Q: Show the life cycle of the butterfly or fish by using waste material from home and create a 3D project with the help of parents (Project) few sample are attached below.





Name: _____

Date: _____


SAFETY AT HOME

Directions: Cut and paste the pictures into the correct boxes. Color the pictures.

SAFE		UNSAFE	



Q: Colour the parts of the flower. Cut out on the dotted lines. And glue together to make a beautiful flower pot.



NUMERACY

Q: Fill in the missing blanks.

Numbers
1-50

1		3		5		7		9	10
11	12		14		16		18		20
21		23		25		27		29	30
31	32		34		36		38		40
41		43		45		47		49	50

Q: Write the numbers that comes before each number.

	2
--	----------

	4
--	----------

	6
--	----------

	20
--	-----------

	22
--	-----------

	24
--	-----------

	38
--	-----------

	40
--	-----------

	42
--	-----------

	8
--	----------

	10
--	-----------

	12
--	-----------

	26
--	-----------

	28
--	-----------

	30
--	-----------

	44
--	-----------

	46
--	-----------

	48
--	-----------

	14
--	-----------

	16
--	-----------

	18
--	-----------

	32
--	-----------

	34
--	-----------

	36
--	-----------

	50
--	-----------

Q: Write Number names from 1-10

1=.....

3=.....

5=.....

7=.....

9=.....

2=.....


















































4=.....

6=.....

8=.....

10=.....

Q: Complete the pattern by drawing the next shape and colour it.

HINDI

बिंदुओं को मिलाओ

स्वर

अ आ इ ई उ ऊ ऋ

ए ऐ ओ औ अ अः

व्यंजन

क ख ग घ ङ

च छ ज झ ञ

ट ठ ड ढ ण

त थ द ध न

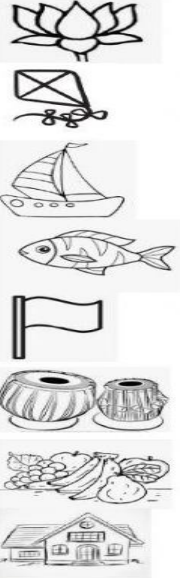
प फ ब भ म

य र ल व श

ष स ह क्ष त्र

श

1. Match the pictures with letters



न
झ
फ
क
घ
प
म
त

2. Rearrange the letters in order

ग	च	क	छ	घ	ख	ङ
ड	ट	ण	थ	ढ	त	ठ


वर्णों को जोड़ कर लिखिए




घ + र =
 फ + ल =
 ट + ब =
 ब + स =
 ज + ल =
 र + थ =
 य + श =
 व + क =
 ह + ल =
 ज + ग =

Q: दिए गए नाम के अनुसार पेंट के छींटों में रंग भरें।


laal
लाल
(la · al)




neela
नीला
(nee · la)




hara
हरा
(huh · ra)




peela
पीला
(pee · la)



kaala
काला
(kaa · la)



gulabi
गुलाबी
(gu · la · bee)



Q: अपना नाम लिखने का प्रयास करें

मेरा नाम



मेरा नाम



Blank handwriting practice lines consisting of solid top and bottom lines with a dashed middle line.

NOTE TO THE PARENTS

DEAR PARENTS ,

Kindly ensure that the given books are kept neatly at home.

Please do not let the child do any pages which are not mentioned.

Avoid Scribbling or spoiling the books, as they are provided only for reading purpose during summer break.

We request you to keep all the books tidy and in good condition and return them back after the summer holidays,

Thanks you for your cooperation

-----Follow these Instruction during summer break -----

