



THE ICONIC SCHOOL
Learn Today. Lead Tomorrow.

Homework

SUMMER HOLIDAY HOMEWORK

GRADE: II

INSTRUCTIONS:

- *The holiday homework has to be done in notebook/scrap book /A4 size sheets.*
- *The work should be creatively and neatly done.*
- *All the work should be submitted in a single file.*
- *Make a front page mentioning your basic details “name, class”*



ENGLISH

1. A dictionary is a book of words; it gives you the spelling and meaning of words. Prepare a pocket dictionary having minimum five words of each alphabet (new words) with meaning to enhance your vocabulary. Cover it with beautiful cover and put a book mark in it with moral value written on bookmark.
2. Mini has started going to school. She needs to buy a few things. She talks to her mother about the things. She need and how many of them. Listen to the talk and fill in the blank.
 - a. Mini has school _____(today/tomorrow)
 - b. Mini wants two _____ to do homework.(notebooks/comics)
 - c. She also needs four _____(pencils/bags)
 - d. Overall, mini wants _____items(six/five)
3. You all know the value and importance of what is right and what is wrong. With the help of hints given below, talk about how you are in class, in the playground, and during recess in school.
 - a. In the school, I lend _____, I say _____ I keep my desk _____.
 - b. During recess, I share _____, I wash my _____, I do not waste my _____.
 - c. In the playground, I do not get angry _____, I wait for _____, I do not push _____.

HINDI


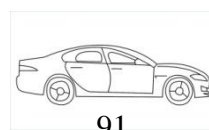
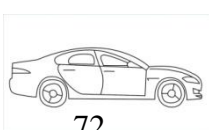

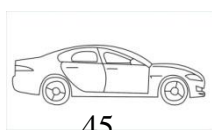
1. हिन्दी बारहखड़ी क से ह तक सही आकार में लिखिए।
2. रिमज़िम पुस्तिका से प्रतिदिन 1 पेज सुलेख लिखे।
3. प्रतिदिन हिन्दीअखबार पढ़ें तथा नए शब्दों को ढूँढकर लिखें।

MATH

1. With the help of calendar of 2023, find the date and month of the following national holidays and the day on which they occur.

S.No	National Holidays	Day	Date	Month
1.	Independence Day			
2.	Republic Day			
3.	Gandhi Jayanti			
4.	Teacher's Day			
5.	Children's Day			

2. While going on a picnic, Mintu and Sonu bought fruits to share with their friends. Mintu bought 24 strawberries and Sonu bought 10 oranges.
 - a. How many fruits did they bring in all? _____
 - b. If Mintu shared 16 of his strawberries, how many are left with him?
3. Each car is given a number which is written in the box. Look at the pictures and answer the questions that follow.



- a. What is the place value of 4 in the number of the 1st car?
- b. Arrange the numbers of the cars in descending order.
- c. Write the number name for the number for the number of the 2nd car.
- d. Write the expanded form of the number of the last car.

EVS

1. You may need some help in case of an accident or emergency, find out and write their phone numbers. Make a creative table in your scrapbook.
2. Collect pictures of different kinds of dresses that people wear in different states, paste them in your scrapbook and label it.

IT

1. Find out the names of 8-10 companies that manufacture the computers, laptops and tablet and paste the picture on A3 size sheet paper.

PHYSICAL EDUCATION

1. Perform some yoga poses (e.g.-camel, mouse, swan or any poses) and click the pictures and make a collage on A4 size sheet.
2. Write history of (any 1) outdoor game which you like to play and create a creative collage of photos while playing the game

ART EDUCATION

1. Prepare an art work using any DIY (Do it yourself).
E.g. – 1) Compact disc craft 2) Ice cream stick craft etc.

DANCE

1. Learn the dance steps of song “chanda chamke cham cham”. Video of the dance will be sent in the group for the reference.

MUSIC

1. Learn the prayer song “Make me a channel of your peace” and “Om tat sat shree Narayan” given in the prayer book. Audio of the songs will be sent in the group for the reference.

SEWA

1. “Birds need you this summer” place water pots for thirsty birds on roofs and take random pictures and create beautiful collage.